

Effects of extrusion parameters on physicochemical properties of flaxseed snack and process optimization

Wu Min^{1,2*}, Liu Yi¹, Wang Lijun³, Li Dong¹, Mao Zhihui¹

(1. College of Engineering, China Agricultural University, Beijing 100083, China;

2. Engineering Research Center for Modern Agricultural Equipment & Facilities, Ministry of Education, Beijing 100083, China;

3. College of Food Science and Nutritional Engineering, China Agricultural University, Beijing 100083, China)

Abstract: In order to optimize the extrusion process of flaxseeds snacks, the influence of different extrusion conditions on flaxseed production were studied by using the general four-factor quadratic designs of rotary combination and response surface methodology (RSM). Four extrusion conditions, the extrusion temperature (100-160°C), screw speed (60-180 r/min), feeding speed (18.35-54.95 kg/h) and moisture content (14%-30% w/w) were used as variables to detect the change of *in vitro* protein digestibility, expansion index, bulk density and texture (hardness and brittleness) of extruded productions. Through superimposed RSM contour map, it was found that the optimum extrusion conditions could be obtained at feed composition with flaxseed content of 20%, moisture content of 17.37%-22.43%, extrusion temperature of 134.3-156.1°C, screw speed of 114-165.7 r/min and feeding speed of 34.38-45.95 kg/h, respectively. Moreover, the composition and content of fatty acid in flaxseed-maize mixture changed rarely after extruded process, which indicated that extrusion had little impact on fatty acid. Under the optimum extrusion conditions, the flaxseed-maize blends can be extruded into acceptable snack foods.

Keywords: flaxseed, extrusion, optimization, physicochemical property, *in vitro* digestibility

DOI: 10.3965/j.ijabe.20150805.2093

Citation: Wu M, Liu Y, Wang L J, Li D, Mao Z H. Effects of extrusion parameters on physicochemical properties of flaxseed snack and process optimization. Int J Agric & Biol Eng, 2015; 8(5): 121 – 131.

1 Introduction

China grows large quantities of flaxseed, which takes 20% of the global total yield, next to Canada. Flaxseed is a kind of important oil crops. Flaxseed oil is regarded

as an abundant source of linolenic acid^[1,2], which accounted for 30%-45% of flaxseed weight^[3,4]. Recent research declared that edible flaxseed could help to increase linolenic and long-chain ω -3 fatty acid in plasma and erythrocyte fat, whilst enhance the output of thiocyanate in piss; furthermore, the content of serum total cholesterol and low density lipoprotein cholesterol would decrease to varying degrees^[5]. Research by Dev showed that compared with soybean protein, more asparaginic acid, glutamic acid, leucine and arginine were contained in flaxseed protein^[6]; moreover, the physiological function of flaxseed was nothing less than soybean protein and casein, even superior to these two proteins in certain functions^[7,8]. Besides, abundant phytoestrogen which refers to flaxseed lignans contained in flaxseed could reduce the density of serum low density lipoprotein cholesterol of menopausal female, then retard climacteric syndrome^[9].

Extruded process is combined with high temperature

Received date: 2015-08-02 **Accepted date:** 2015-10-08

Biographies: Liu Yi, PhD student, Research interests: flaxseed based processing technologies, Email: yiliu@cau.edu.cn; Wang Lijun, PhD, Associate Professor, Research interests: food science and engineering, Email: wlj@cau.edu.cn; Li Dong, PhD, Professor, Research interests: drying technology and agriculture engineering, Email: dongli@cau.edu.cn; Mao Zhihui, PhD, Professor, Research interests: agriculture engineering, drying technology, Email: maozh@cau.edu.cn.

***Corresponding author:** Wu Min, PhD, Assistant Professor, Research interests: processing of plant protein, comprehensive utilization of flaxseed, physical properties of agricultural materials, storage and drying of Agriculture products. Address: College of Engineering, China Agricultural University; Engineering Research Center for Modern Agricultural Equipment & Facilities. P. O. Box 50, 17 Qinghua Donglu, Beijing 100083, China. Tel: +86 10 62737600; Email: minwu@cau.edu.cn.

and high pressure, accompanying with the increases of temperature, pressure and shear, the physical property changes from powdery to pasty, starch gelatinization and splitting decomposition, protein denature and recombine, fiber occurring partial digestion and refining. Moreover, pathogenic bacteria were killed when toxic constituents inactivate. A lot of researches focused on the processing technology of cereal and vegetable protein by extrusion cooking^[10-15].

At present, few researches can be found on the flaxseeds' integrated utilization. In this study, with traditional extrusion process, flaxseed powder was made into new-style snacks. By analyzing the snacks' physical property changes and structure reengineering, the relationship of technological parameters and product feature can be found; thereby the interaction of different factors can be determined and the technological conditions can be optimized.

Based on single-factor experiment, optimum concentration of flaxseed was chosen to do optimizing experiment. Four factors were detected by quadratic general rotary unitized design, respectively extrusion temperature, screw speed, feed rate and moisture content.

After quadratic regression analysis and response surface methodology (RSM), the mathematical model of each response indicators were established; moreover, ideal point method created a mathematical model which contains multi-response indicators. By optimizing this model, the optimal extraction parameters of flaxseed snack can be gained. This experiment provides credible theoretical foundation to develop extrusion flaxseed functional food.

2 Materials and methods

2.1 Materials

Flaxseed (moisture content of 5.6%, protein content of 7.56%) was purchased from a local market in Hebei Province of China. Maize flour (moisture content of 9.0%, protein content of 25.32%) was purchased from a local market in Beijing. The moisture and protein (Tecator Kjeltex Auto 2300 Analyzer, protein factor: 6.25, Kjeltex™ 2300, Foss, Sweden), fat (Soxhlet standard extraction mode, B-811, Büchi Labortechnik AG,

Switzerland) and ash contents of the flaxseed samples were determined according to approved methods described in AOAC (930.04, 992.23, 996.01 and 930.05, 1990).

The main equipment (Figure 1) included a twin-screw extruder (SLG67-18.5, Beijing Shilian Machinery Factory), a colorimeter (WSC-S, Shanghai Precision Scientific Instrument co., LTD), a scanning electron microscope (S-3400N, Hitachi (China) co., LTD), and a dynamic rheometer (AR2000ex, TA Instruments Companies of United States), etc.



Figure 1 SLG67-18.5 twin-screw extruder

2.2 Methods

2.2.1 Materials preparation

Mixing flaxseed with maize flour completely and feed into feeding device, then start extruded process after debugging every technological parameter. Extrusion productions were cut into subparagraphs of 60 mm long, and drying 8 h at 60°C, in order to reach homogeneous water balance.

2.2.2 Expansion index (EI)

The measuring method of EI refers the method of Kumagai^[16]. Calculation formula is as below:

$$EI = \frac{D_p}{D_d} \times 100\% \quad (1)$$

where, *EI* is expansion index, %; *D_p* is the production diameter, mm; *D_d* is the die orifice diameter (5.2 mm).

2.2.3 Texture (hardness and brittleness)

The test of texture was conducted with three-point bending clamp of universal materials testing machine (Instron 4411, Instron Co. Ltd., UK). In this experiment, the detector moved down to break samples in a constant speed of 2 mm/s; regarded the stress peak as hardness and the distance of detector's movement as brittleness at samples' breaking point.

2.2.4 Bulk density (BD)

The measuring method of BD refers to the method of Alvarez-Martinez^[17]. Calculation formula is as below:

$$BD = \frac{4m}{\pi D_p^2 L} \quad (2)$$

where, *BD* is bulk density, g/cm³; *m* is the mass of samples, g; *L* is the length of samples, mm.

Extrusion samples were randomly selected and each sample had 10 parallel tests, the average of them was finally used.

2.2.5 In-vitro protein digestibility (IVPD)

1) Degrease: join 200 g extrusion powder with 1 L petroleum ether, keep stirring for 6 h, then remove extracting solution by suction filtration, and repeat three times to gain degrease extrusion powder.

2) Preparation of protein: mix extrusion powder with tris buffered solution (pH 8.1) at the rate of 1:6 (W/V) at room temperature. After stirring the mixture for an hour, place the uniform suspension liquid in refrigerator, set temperature to 4°C and extract for 24 h. Afterwards, centrifuge the extract for 30 min at 600 r/min, acid precipitate supernatant by HCl (0.1 mol/L), centrifuge again and neutralize the sediment, protein can be obtained after final freeze drying.

3) Titration measurement: heating and stirring the protein solution in water bath of 37°C, adjust pH value to 8.0, whereas the pH value of enzyme solution (trypsin) also adjusted to 8.0. Join enzyme and protein solution in proportion of 1:10 (V/V, enzyme/protein), standing for 10 min under room temperature. Measure the mixture's pH value, substitute into the formula below and calculate the IVPD (*x*=pH value).

$$y = 210.464 - 18.10x \quad (3)$$

2.2.6 Fatty acid measurement by Gas chromatography

Based on Soxhlet extraction, extract grease from extruded samples, methyl esterification handing methods according to ISO standard (ISO: 5509)^[18]. Separation and detection by gas chromatograph, then calculate the relative amount of constituent use peak area normalization method.

2.3 Experimental designs and statistical analyses

This experiment adopt single-factor experiment, respectively research the influence of extrusion

temperature (80-160°C), screw speed (60-180 r/min), feeding speed (15.5-54.95 kg/h), moisture content (11.3%-30.2% w/w) and flaxseed mass fraction (0-50%) on the EI and texture (hardness and brittleness) of extrusion flaxseed production.

Based on single-factor experiment, four factors five levels quadratic orthogonal general rotary unitized design was used to analysis data in this study. Fixing the flaxseed amount on 30%, respectively survey extrusion temperature (100-160°C, *X*₁), screw speed (60-180 r/min, *X*₂), feeding speed (15.5-54.95 kg/h, *X*₃) and moisture content (14%-30% w/w, *X*₄) impact on the characteristics of extrusion food. The characteristics include five response values, *IVPD* (*Y*₁), *EI* (*Y*₂), *BD* (*Y*₃), hardness (*Y*₄) and brittleness (*Y*₅). Table 1 unfolds coded level for each independent variable.

Statistic analysis use SAS Analysis software (Version 6.12, Cary, NC, USA), Duncan variance analysis method was used to distinguish the significant difference between various results when the confidence coefficient was 5%. All tests were repeated three times and average values were used in final analysis.

Table 1 Coded levels for the independent variables

Variable	Code level				
	-2	-1	0	1	2
<i>X</i> ₁ : extrusion temperature/°C	100	115	130	145	160
<i>X</i> ₂ : screw speed/r·min ⁻¹	60	90	120	150	180
<i>X</i> ₃ : feeding speed/kg·h ⁻¹	18.35	27.5	36.65	45.8	54.95
<i>X</i> ₄ : moisture content/%	14	18	22	26	30

3 Results and discussion

3.1 Impact on characteristics of extrusion flaxseed snack

3.1.1 Impact of extrusion parameters on EI

It can be seen from Figure 2 that accompanying with the increase of temperature, EI had a quadratic decrease. This is because as temperature rises to a high level, materials rapidly reach molten state and the melt viscosity was relatively small, the generation of bubble reduced^[19]. Extrusion production in this condition had uniformity porosity and small EI. As for moisture content, EI linearly declined when it rose, since the lubrication action of water cut down the melt viscosity, shortening the time to shear and heat-up materials; on the other hand, high

moisture also reduced the extruded pressure, thereby flash evaporation drop and EI decreased together^[20]. At low screw speed (60-120 r/min), EI increased along with screw speed, at this time, both shear force and rubbing action are small, vaporizable water could not distribute uniformly into feeding, porosity uneven and unfolded hard texture. However, when screw speed became higher (120-180 r/min), the enhancement of shear force and rubbing action lead to uniform moisture distribution. The same conclusion was presented in the study of

Altan^[21]. High temperature, high shear force expanded starch and protein structure recombined to new three-dimensional stability polymer network structure^[22]. When mass fraction kept on rising, fat inside the mixture sharply increased; those excess fat may be filled in holes, which decreased EI. Lastly, EI lineally went up along with feeding speed. Low feeding speed resulted in an instauration condition inside extrusion machine, therefore resistance, shear force and rubbing action were all too weak to create sufficient molten mass.

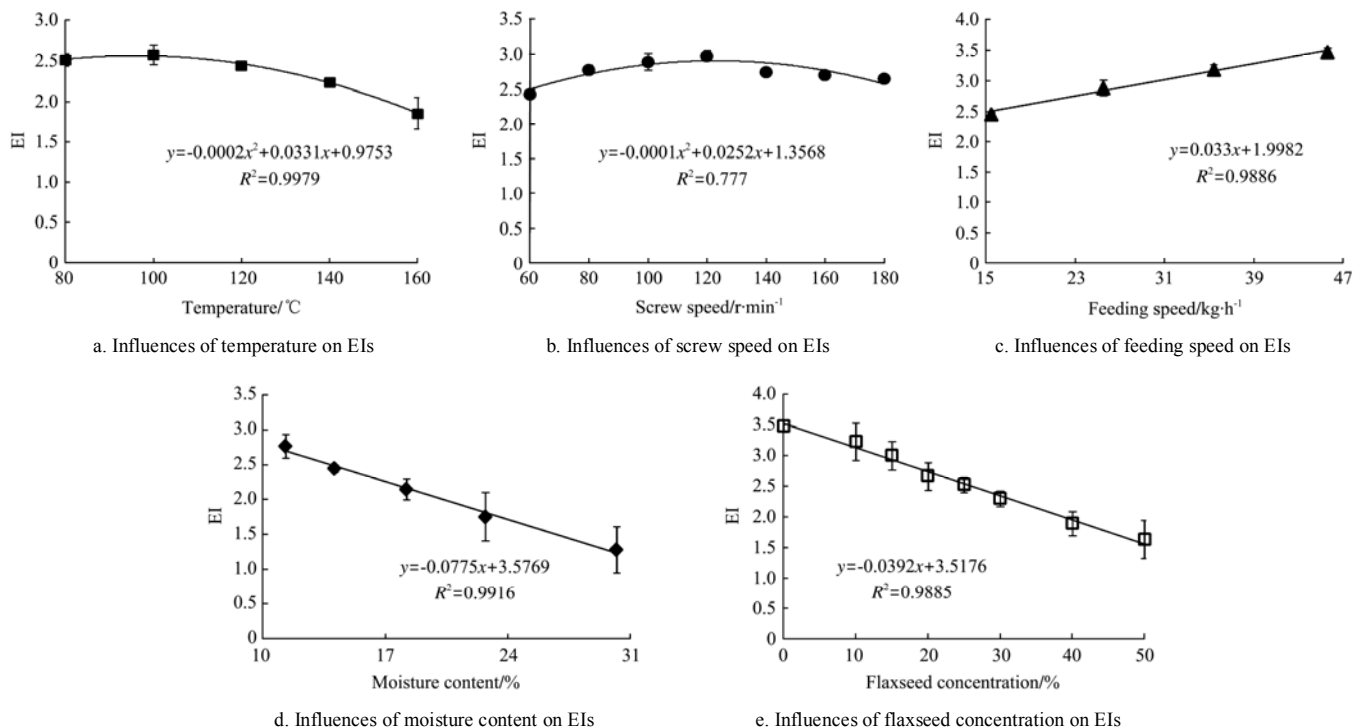


Figure 2 Influences of extrusion conditions on EIs of extruded samples

3.1.2 Impact of extrusion parameters on texture (hardness and brittleness)

The hardness and brittleness both decreased with the rise of temperature; maturing process enhanced inside the machine cavity, moisture rapidly evaporated and more bubble created, as a result, samples gained thinner porous walls and crisp taste (Figure 3). Altan et al.^[21] and Ryu and Walker^[23] also obtained the similar conclusion in their research of wheat and barley. As screw speed went up, the hardness decreased and brittleness increased, shear force and pressure in machine increasingly high and the productions became porous. Along with the feeding speed increased, the hardness of food productions decreased first and then rose up; this indicated that

appropriate feed amount was helpful to form multi-hole cellular structure. However, when feeding speed kept on rising higher than 35.4 kg/h, the efficiency of extrusion machine was strongly intensified, thereby samples were incompletely sheared and worse expanded. As moisture content grew up, hardness increased but brittleness significantly dropped down. These may be because water remitted extrusion effect and the extruded samples had compact structures. Accompanying with the increasingly addition of flaxseed, hardness grew up at beginning and then reduced; because starch, proteins and fats generated new strong 3-D grid architectures under high temperature and shear force during extrusion process, furthermore, became compact porous extrusion productions.

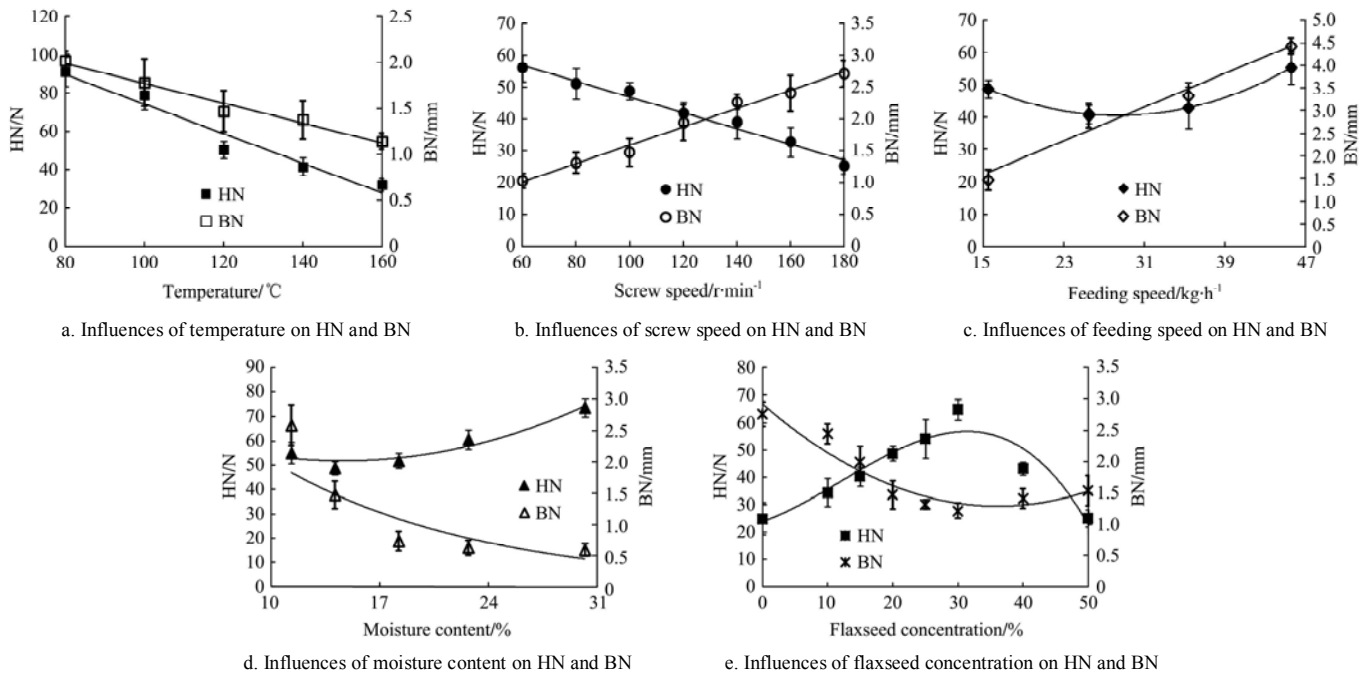


Figure 3 Influences of extrusion conditions on hardness (HN) and brittleness (BN) of extruded samples

3.2 Establishment of regression model

By quadratic commonly spinning regression experiment can gain regression equation as Equation (4). The experimental results and regression equations were shown in Tables 2 and 3.

$$Y = \beta_0 + \sum_{i=1}^3 \beta_i x_i + \sum_{i=1}^3 \beta_{ii} x_i^2 + \sum_{i=1}^2 \sum_{j=i+1}^3 \beta_{ij} x_i x_j \quad (4)$$

where, Y : response value; β_0 : constant term; β_i : linear coefficient; β_{ii} : quadratic coefficient; β_{ij} : interaction coefficient; x_i and x_j : true value of independent variables.

Table 2 Experimental results of quadratic regressive rotary design

Test number	x_1	x_2	x_3	x_4	IVPD (Y_1)/%	EI (Y_2)	BD (Y_3)/(g·cm ⁻³)	HN (Y_4)/N	BN (Y_5)/mm
1	115	90	27.5	18	74.55	2.591	0.1883	76.07	2.42
2	115	90	27.5	26	73.24	1.803	0.2989	87.05	2.61
3	115	90	45.8	18	75.15	2.186	0.2880	70.17	1.99
4	115	90	45.8	26	73.83	1.679	0.3474	92.83	2.21
5	115	150	27.5	18	75.16	2.591	0.1566	67.60	2.35
6	115	150	27.5	26	73.84	1.933	0.2848	86.12	2.52
7	115	150	45.8	18	75.77	2.679	0.1793	70.42	1.84
8	115	150	45.8	26	74.44	1.928	0.2775	78.77	2.05
9	145	90	27.5	18	75.73	2.097	0.1383	36.63	1.53
10	145	90	27.5	26	74.45	1.644	0.2247	58.65	1.75
11	145	90	45.8	18	76.36	2.013	0.1903	61.08	1.38
12	145	90	45.8	26	75.03	1.597	0.2625	71.73	1.50
13	145	150	27.5	18	76.37	2.101	0.1145	28.90	1.32
14	145	150	27.5	26	75.05	1.530	0.2527	69.54	1.72
15	145	150	45.8	18	76.96	1.890	0.1529	62.12	1.22
16	145	150	45.8	26	75.66	1.548	0.2307	71.23	1.52
17	100	120	36.65	22	73.64	2.207	0.2371	99.90	2.28
18	160	120	36.65	22	75.38	2.257	0.1749	68.87	1.85
19	130	60	36.65	22	75.26	1.860	0.3328	79.48	1.99
20	130	180	36.65	22	75.64	2.333	0.2103	84.07	1.74
21	130	120	18.35	22	75.05	2.111	0.2248	74.78	2.37
22	130	120	54.95	22	74.93	2.219	0.2499	90.58	2.41
23	130	120	36.65	14	73.84	2.268	0.1551	49.35	1.66
24	130	120	36.65	30	73.16	1.630	0.2652	119.12	2.65
25	130	120	36.65	22	75.65	2.275	0.1882	87.68	1.66
26	130	120	36.65	22	75.67	2.208	0.2030	89.88	1.58
27	130	120	36.65	22	75.64	2.199	0.1943	88.23	1.66
28	130	120	36.65	22	75.66	2.273	0.1762	90.21	1.55
29	130	120	36.65	22	75.68	2.283	0.1943	88.24	1.57
30	130	120	36.65	22	75.69	2.294	0.1858	87.23	1.63
31	130	120	36.65	22	75.62	2.210	0.1953	89.07	1.61

Table 3 Response values corresponding regression equations

Response value (Y)	Regression equation	R ²
IVPD/%	$Y_1=41.81461+0.272645x_1-1.4\times 10^{-4}x_2+0.097115x_3+1.135454x_4-9.16\times 10^{-4}x_1^2+3.2\times 10^{-5}x_2^2-10.27\times 10^{-4}x_3^2-28.656\times 10^{-3}x_4^2+4.167\times 10^{-6}x_1x_2+4.554\times 10^{-6}x_1x_3+5.2\times 10^{-5}x_1x_4+2.277\times 10^{-6}x_2x_3-1.6\times 10^{-5}x_2x_4-8.5\times 10^{-5}x_3x_4$	0.8639
EI	$Y_2=-0.42341+0.016558x_1+0.035792x_2-5.599\times 10^{-3}x_3+0.058884x_4-1.09\times 10^{-4}x_1^2+0.65\times 10^{-4}x_2^2-0.494\times 10^{-3}x_3^2-0.5961\times 10^{-2}x_4^2-0.16\times 10^{-3}x_1x_2+0.56\times 10^{-4}x_1x_3+0.96\times 10^{-3}x_1x_4+0.125\times 10^{-3}x_2x_3-0.82\times 10^{-4}x_2x_4+0.775\times 10^{-3}x_3x_4$	0.8268
BD/g·cm ⁻³	$Y_3=0.205453+0.1724\times 10^{-7}x_1-0.006926x_2+0.011607x_3+0.019741x_4-0.11\times 10^{-4}x_1^2+0.16\times 10^{-4}x_2^2+0.65\times 10^{-4}x_3^2-0.87\times 10^{-4}x_4^2+0.22\times 10^{-4}x_1x_2-0.26\times 10^{-4}x_1x_3-0.23\times 10^{-4}x_1x_4-0.47\times 10^{-4}x_2x_3+0.59\times 10^{-4}x_2x_4-0.266\times 10^{-3}x_3x_4$	0.9355
HN/N	$Y_4=-201.457+1.659728x_1+0.55796x_2+1.107372x_3+11.75602x_4-0.017394x_1^2-0.004657x_2^2-0.047358x_3^2-0.223513x_4^2+0.035105x_1x_2+0.035105x_1x_3+0.022823x_1x_4-0.001601x_2x_3+0.00537x_2x_4-0.07068x_3x_4$	0.8002
BN/mm	$Y_5=18.61483-0.129019x_1-0.012931x_2-0.205357x_3-0.268601x_4+0.323\times 10^{-3}x_1^2+0.25\times 10^{-4}x_2^2+1.839\times 10^{-3}x_3^2+5.953\times 10^{-3}x_4^2+0.12\times 10^{-4}x_1x_2+0.505\times 10^{-3}x_1x_3+0.26\times 10^{-3}x_1x_4-0.11\times 10^{-4}x_2x_3+0.172\times 10^{-3}x_2x_4-0.222\times 10^{-3}x_3x_4$	0.7986

3.3 Response surface analysis of extrusion parameters

3.3.1 Protein in-vitro digestibility coefficient

Digestibility is regarded as the most determinant factors of protein’s nutritive value. In this study, the digestibility of protein without extrusion was 68.47%, whereas that of extruded protein could reach a peak of 77.53%. Several other researches also showed the similar results^[24-26].

1) The interaction of extrusion temperature and moisture content

From Figure 4a, it can be concluded that accompanying with temperature increased, the digestibility of protein also grew up, which indicated the

increase of temperature can effectively enhances the passivation of protease inhibitors in mixture. Some papers also prove this conclusion^[27,28]. When temperature reached 160°C, the increase tendency of IVPD slowed down, that means overheat may cause part of protein to react sharply and carbonize. Figure 4 also showed that along with the rise of moisture content, IVPD went up first and then dropped back. This might because excess moisture rapidly reduced the rubbing action between cylinder, screw and materials, thereby decreasing the mechanical energy and thermal energy; as a result, the essential reaction energy of samples was cut and IVPD decreased.

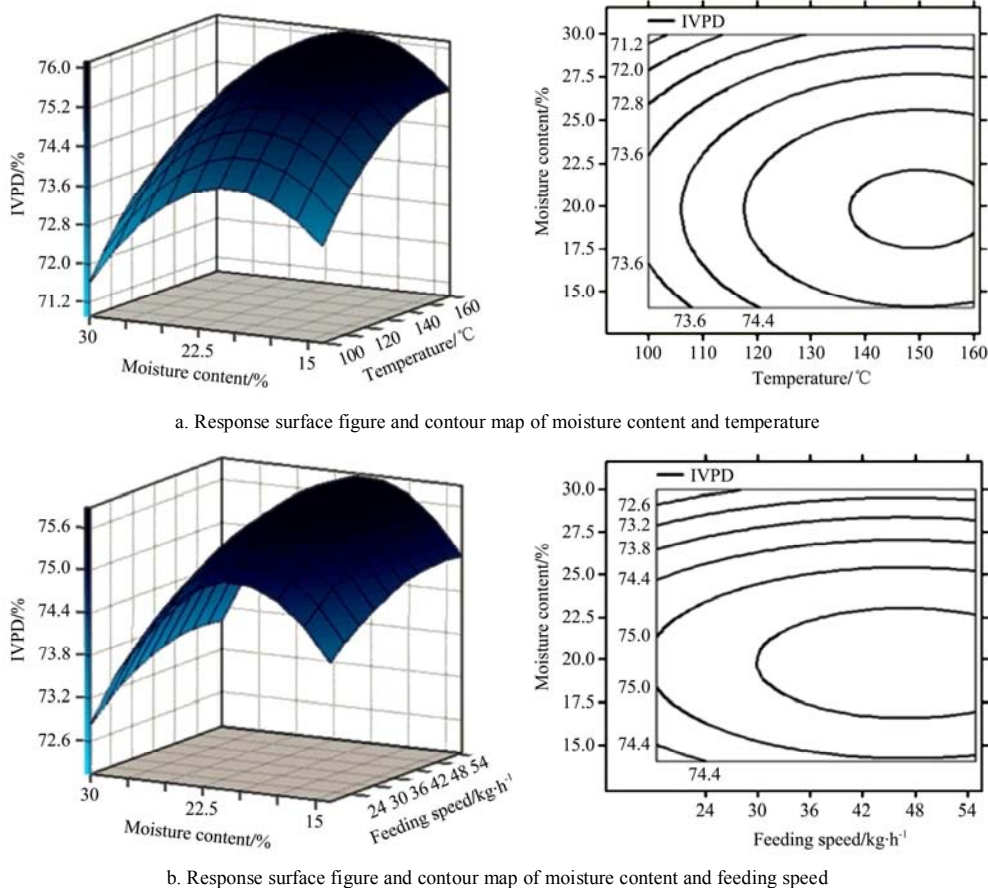


Figure 4 Effects of feeding rate and feed moisture content on IVPD of extruded samples

2) The interaction of feeding speed and moisture content

Figure 4b unfolded the interaction of extrusion temperature and moisture content on IVPD. Along with feeding speed increased, the IVPD kept growing as well as the compactedness inside the cylinder; therefore materials were adequately sheared and extruded. In this period, hydrogen bond, Van der Waals force, ionic bond and disulfide bond were all destroyed; higher protein structures could not maintain anymore and changed to uniform fibrous structures, so the digestibility increased. Similar conclusion can be found in studies of Bhattacharya et al.^[28] and Camire^[29]. At the maximum of feeding speed, IVPD reached the top when moisture content was 22%.

3.3.2 EI

EI is an important indicator to measure the expanded

effectiveness. Powdery become pasty because of moisture, starch dextrinization and splitting, protein denaturation and structural reorganization, etc. when material erupted from die, the release of pressure made water content sharply vaporize; therefore creating loose structure and porous crisp extrusion food.

1) The interaction of extrusion temperature and screw speed

Figure 5a showed that EI rose along with the increase of temperature, this tendency slowed down when temperature reached 130°C and then decreased. At high screw speed, EI remarkably dropped when temperature increased, which might be because material rapidly formed molten condition, and the viscosity reduced; by high shear force, molten mess was uniformly mixed and created porous expand effect^[30].

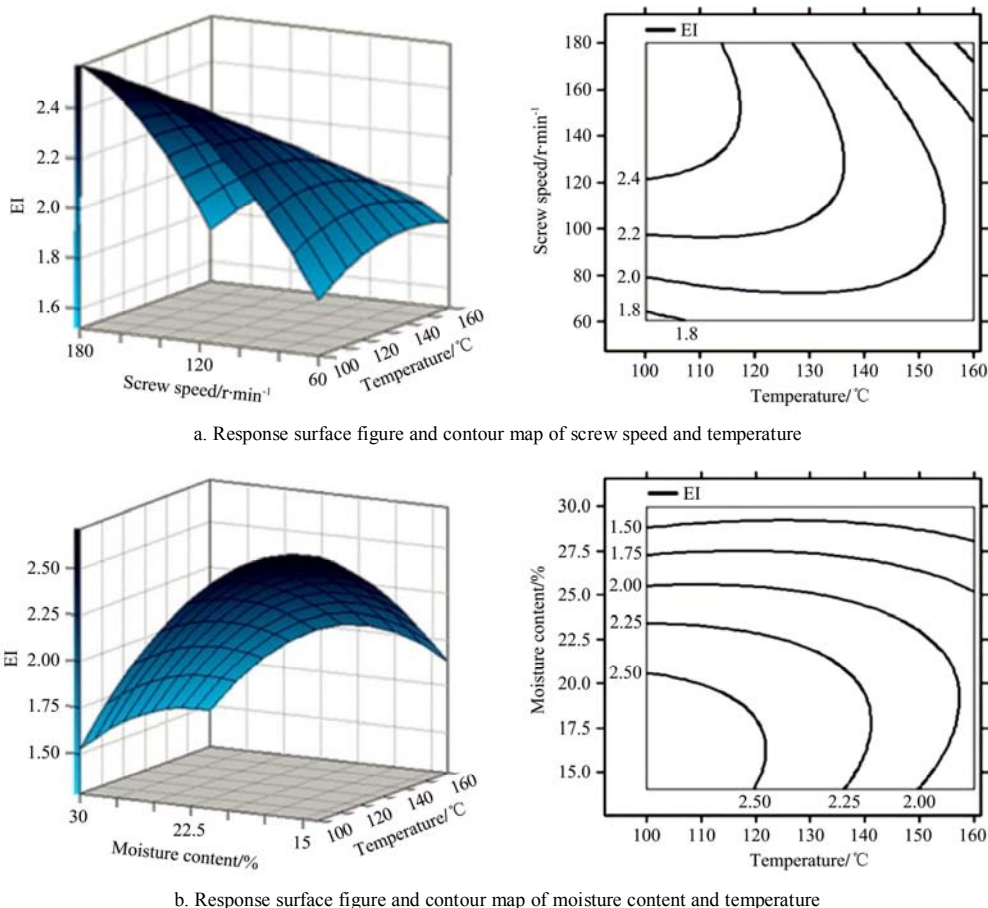


Figure 5 Effects of extrusion temperature and screw speed on EIs of extruded samples

2) The interaction of extrusion temperature and moisture content

From Figure 5b, it can be found that EI increased first but then decreased accompanying with the growth of

extruded temperature. High temperature accelerated the starch gelatinization and protein denaturation. As temperature was increasingly high, starch crystal melting and viscosity of molten mess reduced; furthermore, the

rupture of hydrogen bonds in amylopectin molecules speeded up, therefore the expand effect dropped off. According to the research of Padmanabhan and Bhattacharya^[31], the elasticity of samples and bubbles created by water vapor pressure can influence the EI. At high extrusion temperature, the EI rose along with moisture content at the very beginning and then decreased. High temperature and low water content would lead to incomplete starch dextrinization and protein denaturation. As for low temperature, EI dropped when moisture content increased.

3.3.3 BD

1) The interaction of screw speed and feeding speed

In Figure 6a, it can be seen that BD decreased when screw speed kept increasing. The growth of screw speed

was beneficial to generate stable porous structure^[20]. BD rose together with feeding speed at low screw speed, because overmuch materials increased the burden of machine and hinder the structure recombination. Moreover, high shear force could totally meet the requirement of material extrusion forming.

2) The interaction of extrusion temperature and screw speed

Based on Figure 6b, as for low extrusion temperature, BD decreased accompanying with the increase of screw speed. Since Maillard reaction occurred at high temperature and high screw speed shorten the extruded period; therefore the produced food had compact structure. Generally, high BD production presented low EI^[32,33].

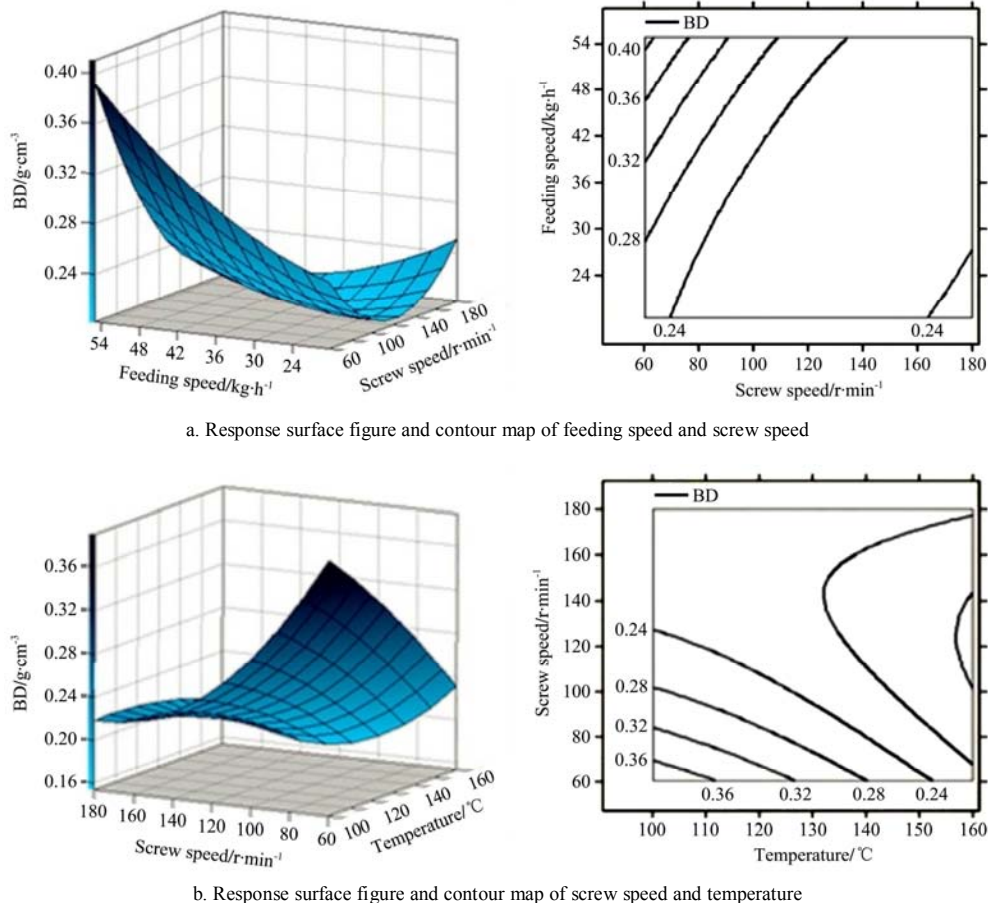


Figure 6 Effects of feed moisture content and screw speed on BDs of extruded samples

3.4 Optimization of extrusion parameters

By changing extrusion parameters to maximum increase the IVPD was the main aim of optimizing process. Based on the results of single-factor and orthogonal general rotary combination and overlap optimized method, extrusion parameters could be

optimized analysis. Main constraint condition was high IVPD (>76%), low BD (<0.2 g/cm³), high EI (>2), low hardness (<90 N) and high brittleness (<1.5 mm). Figure 7 is contour maps of SAS optimization analysis; the overlapped areas are optimization condition which extrusion productions can unfold good quality

characteristics. The optimized scopes were extrusion temperature of 134.3-156.1°C; screw speed of

114.0-165.7 r/min; feeding speed of 34.38-45.95 kg/h; moisture content 17.37%-22.43%.

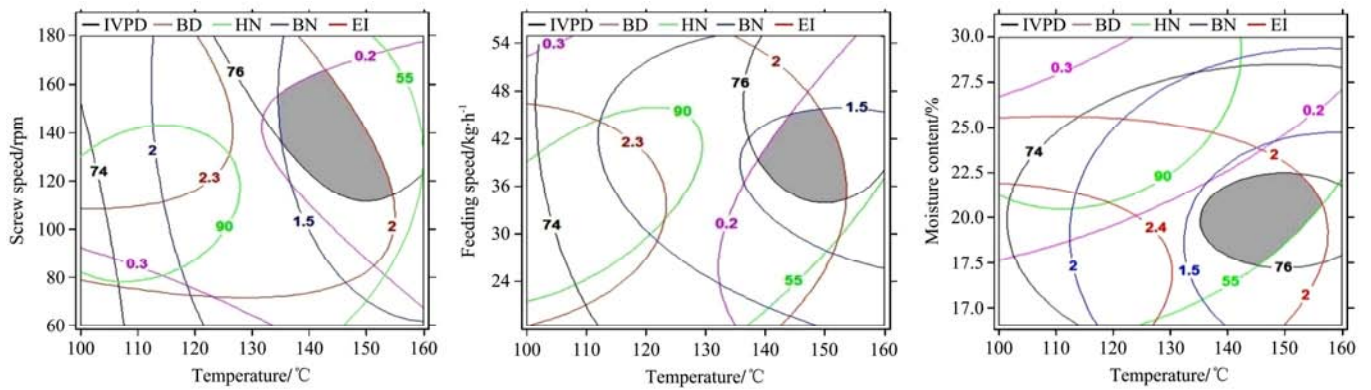


Figure 7 Superimposed contour maps (master contour map) for product responses

3.5 Influence of extrusion on the fatty acid composition

From Table 4, it can be concluded that extrusion process better retained the fatty acid composition of mixed oil of linseed oil with corn oil. As the results showed, extrusion process reduced the content of unsaturated fatty acid to some extent. Fat was easy to occur hydrolysis and oxidative rancidity during extrusion period, the double bond in fat had conjugated reaction, isomerized natural cis-fatty acids to trans acids, thereby the content of unsaturated fatty acid in oil reduced^[34,35].

Table 5 Comparative analysis fatty acid composition (% of total fatty acids) of oil in extruded and raw sample

Fatty acid	Fatty acid composition	Raw sample/%	Extruded sample/%
Palmitic acid	C16:0	56.788±0.045	55.831±0.065
Stearic acid	C18:0	17.085±0.032	18.082±0.037
Oleic acid	C18:1	17.466±0.021	17.525±0.039
Linoleic acid	C18:2	2.929±0.005	2.773±0.006
Linolenic acid	C18:3	5.732±0.012	5.789±0.009

4 Conclusions

Single-factor experiments indicated that along with the change of extrusion conditions and the appending proportion of flaxseed, the physicochemical properties of extrusion productions changed significantly. This mainly depends on the generation of porous structure and Maillard reaction during extruded process.

As for the four main factors that influence the final quality of extrusion products, respectively extrusion temperature, screw speed, moisture content and feeding speed, four-factor quadratic orthogonal general rotary

combination design was adopted, and five model equations of response indexes, respectively protein in vitro digestibility coefficient, EI, BD, hardness and brittleness were established; Upon inspection, the regression mathematics models had good matching.

By using regression equation and SAS analysis software, the response surface figure and contour map of response indexes can be drawn; moreover, the interaction and influence rule of every extrusion parameters were systematically analyzed after experiments.

As for the research of the quality requirement of extrusion products, IVPD was regarded as main optimizing index. After comprehensively optimizing the extrusion process parameters and conditions, the appropriate conditions were determined, which defined the temperature of 134.3-156.1°C, screw speed of 114-165.7 r/min, feeding speed of 34.385-45.95 kg/h, and moisture content of 17.37%-22.43%. Furthermore, the determination of fatty acids unfolded that extrusion process better retained the fatty acid composition of mixed oil of linseed oil and corn oil.

Acknowledgments

We acknowledge that this work was supported by Chinese Universities Scientific Fund (2015GX003), National Natural Science Foundation of China (31301593), Research and Development Fund for University's Doctoral Discipline of China (20130008120021).

[References]

- [1] Samaram S, Mirhosseini H, Tan C P, Ghazali H M, Bordbar S, Serjouie A. Optimisation of ultrasound-assisted extraction of oil from papaya seed by response surface methodology: Oil recovery, radical scavenging antioxidant activity, and oxidation stability. *Food Chemistry*, 2015; 172: 7–17.
- [2] Marpalle P, Sonawane S K, LeBlanc J G, Arya S S. Nutritional characterization and oxidative stability of α -linolenic acid in bread containing roasted ground flaxseed. *LWT-Food Science and Technology*, 2015; 61: 510–515.
- [3] Choo W S, Birch J, Dufour J P. Physicochemical and quality characteristics of cold-pressed flaxseed oils. *Journal of Food Composition and Analysis*, 2007; 20(3-4): 202–211.
- [4] Alu'datt M H, Rababah T, Alli I. Effect of phenolic compound removal on rheological, thermal and physico-chemical properties of soybean and flaxseed proteins. *Food Chemistry*, 2014; 146: 608–613.
- [5] Cunnane S C, Ganguli S, Menard C, Liede A C, Hamadeh M J, Chen Z Y, et al. High α -linolenic acid flaxseed (*linum usitatissimum*): some nutritional properties in humans. *British Journal of Nutrition*, 1993; 69: 443–453.
- [6] Dev D K, Quensel E. Functional and microstructural characteristics of linseed flour and a protein isolate. *Lebensmittel-Wissenschaft und-Technologie*, 1986; 19(4): 331–337.
- [7] Bhathena S J, Ali A A, Haudenschild C, Latham P, Ranich T, Mohamed A I, et al. Dietary flaxseed meal is more protective than soy protein concentrate against hypertriglyceridemia and steatosis of the liver in an animal model of obesity. *Journal of the American College of Nutrition*, 2003; 22(2): 157–164.
- [8] Velasquez M T, Bhathena S J, Ranich T, Schwartz A M, Kardon D E, Ali A A, et al. Dietary flaxseed meal reduces proteinuria and ameliorates nephropathy in an animal model of type II diabetes mellitus. *Kidney International*, 2003; 64(6): 2100–2107.
- [9] Degenhardt A, Habben S, Winterhalter P. Isolation of the lignan secoisolariciresinol diglucoside from flaxseed (*Linum usitatissimum* L) by high-speed counter-current chromatography. *Journal of Chromatography A*, 2002; 943(2): 299–302.
- [10] Martínez M M, Rosell C M, Gómez M. Modification of wheat flour functionality and digestibility through different extrusion conditions. *Journal of Food Engineering*, 2014; 143: 74–79.
- [11] Zhou Q C, Li L, Shen D C. Optimization of supercritical fluid extraction of daidzein from soybean after extrusion. *Int J Agric & Biol Eng*, 2009; 2(2): 57–64.
- [12] Pitts K F, Favaro J, Austin P, Day L. Co-effect of salt and sugar on extrusion processing, rheology, structure and fracture mechanical properties of wheat–corn blend. *Journal of Food Engineering*, 2014; 127: 58–66.
- [13] Karunanithy C, Muthukumarappan K. Optimizing extrusion pretreatment and big bluestem parameters for enzymatic hydrolysis to produce biofuel using response surface methodology. *Int J Agric & Biol Eng*, 2011; 4(1): 61–74.
- [14] Osen R, Toelatede S, Wild F, Eisner P, Schweiggert-Weisz U. High moisture extrusion cooking of pea protein isolates: Raw material characteristics, extruder responses, and texture properties. *Journal of Food Engineering*, 2014; 127: 67–74.
- [15] Jongsutjarittam O, Charoenrein S. The effect of moisture content on physicochemical properties of extruded waxy and non-waxy rice flour. *Carbohydrate Polymers*, 2014; 114: 133–140.
- [16] Kumagai H, Byeong-Heon L, Toshimasa Y. Flour treatment to improve the quality of extrusion-cooked rice flour products. *Agricultural Biological Chemistry*, 1987; 51(8): 2067–2071.
- [17] Alvarez-Martinez L, Kondury K P, Karper J M. A general model for expansion of extruded products. *Journal of Food Science*, 1988; 515(53): 609–615.
- [18] ISO. Animal and vegetable fats and oils-Preparation of methyl esters of fatty acids. 2000; 5509.
- [19] Onyango C, Henle T, Ziemer A, Hofmann T, Ble T. Effect of extrusion variables on fermented maize-finger millet blend in the production of *uji*. *LWT-Food Science and Technology*, 2004; 37(4): 409–415.
- [20] Hagenimana A, Ding X L, Fang T. Evaluation of rice modified by extrusion cooking. *Journal of Cereal Science*, 2006; 43(1): 38–46.
- [21] Altan A, McCarthy K L, Maskan M. Extrusion cooking of barley flour and process parameter optimization by using response surface methodology. *Journal of the Science of Food and Agriculture*, 2008; 88(9): 1648–1659.
- [22] Mercier C, Feillet P. Modification of carbohydrate component by extrusion cooking of cereal product. *Cereal Chemistry*, 1975; 52: 283–297.
- [23] Ryu G H, Walker C E. The effects of extrusion conditions on the physical properties of wheat flour extrudates. *Starch/Stärke*, 1995; 47(1): 33–36.
- [24] Srihara P, Alexander J C. Effect of heat treatment on nutritive quality of plant protein blends. *Canadian Institute of Food Science and Technology Journal*, 1984; 17: 237–241.
- [25] Håkansson B, Jägerstad M, Öste R, Åkesson B, Jonsson L. The effects of various thermal processes on protein quality, vitamins and selenium content in whole-grain wheat and white flour. *Journal of Cereal Science*, 1987; 6(3): 269–282.
- [26] Areas J A G. Extrusion of food proteins. *Critical Reviews in Food Science and Nutrition*, 1992; 32(4): 365–392.
- [27] Fapojuwo O O, Mega J A, Jansen G R. Effect of extrusion

- cooking on in vitro protein digestibility of sorghum. *Journal of Food Science*, 1987; 52(1): 218–219.
- [28] Bhattacharya S, Das H, Bose A N. Effect of extrusion process variables on in vitro protein digestibility of fish-wheat flour blends. *Food Chemistry*, 1988; 28(3): 225–231.
- [29] Camire M L. Protein functionality modification by extrusion cooking. *Journal of the American Oil Chemists's Society*, 1990; 68(3): 200–204.
- [30] Pérez A A, Drago S R, Carrara C R, De Greef D M, Torres R L, González R J. Extrusion cooking of a maize/soybean mixture: Factors affecting expanded product characteristics and flour dispersion viscosity. *Journal of Food Engineering*, 2008; 87(3): 333–340.
- [31] Padmanabhan M, Bhattacharya M. Extrudate expansion during extrusion cooking of foods. *Cereal Food World*, 1989; 34(11): 945–949.
- [32] Fan J, Mitchell J R, blanshard J M V. The effect of sugars on the extrusion of maize grits: I. The role of the glass transition in determining product density and shape. *International Journal of Food Science and Technology*, 1996; 31(1): 55–65.
- [33] Carvalho C W P, Mitchell J R. Effect of sugar on the extrusion of maize grits and wheat flour. *International Journal of Food Science and Technology*, 2000; 35(6): 569–576.
- [34] Bi Y L. *Oil chemistry*, Chemical industry press, 2005. (in Chinese)
- [35] Hahn D E, Hood L F. Factors influencing corn starch-lipid complexion. *Cereal Chemistry*, 1987; 64(2): 81–85.